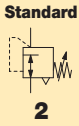
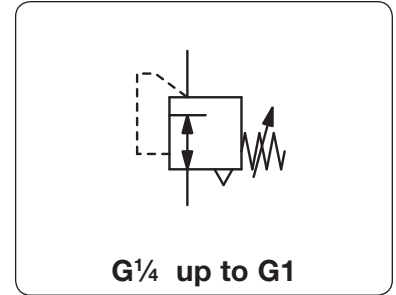


"Maxi" Pressure Regulator

R20 / R21

Description	Piston-operated high-capacity regulator of modular design with exchangeable inserts. Can be interlocked with filter or lubricator without double nipples. Each "maxi" regulator may be taken from a fixed line in seconds simply by removing the mounting bolts.	
Media	compressed air or non-corrosive gases	
Supply pressure	max. 21 bar	
Adjustment	R20: by plastic knob with snap-lock	R21: by T-handle with locknut
Relieving function	relieving, optionally non-relieving	
Gauge port	G $\frac{1}{4}$ on both sides of the body, screw plugs supplied	
Mounting position	any	
Temperature range	R20: 0 °C to 50 °C / 32 °F to 122 °F	R21: 0 °C to 80 °C / 32 °F to 176 °F
Material	Body: zinc die-cast Spring cage: zinc die-cast, adjusting knob made of with glass fibre-reinforced plastic Elastomer: NBR/Buna-N Inner valve: brass and plastic	



Dimensions			K _v -value (m ³ /h)	Flow rate		Connection thread G	Pressure range bar	Order number
A	B	C		m ³ /h*1	l/min*1			

"Maxi" pressure regulator							supply pressure max. 21 bar, relieving, without pressure gauge	R20
89	162	38	3.4	240	4000	G $\frac{1}{4}$	0.2 ... 1.8 0.2 ... 4.0 0.3 ... 9.0 0.5 ... 17	R20-02A R20-02B R20-02C R20-02D
89	162	38	4.2	300	5000	G $\frac{3}{8}$	0.2 ... 1.8 0.2 ... 4.0 0.3 ... 9.0 0.5 ... 17	R20-03A R20-03B R20-03C R20-03D
89	162	38	5.2	372	6200	G $\frac{1}{2}$	0.2 ... 1.8 0.2 ... 4.0 0.3 ... 9.0 0.5 ... 17	R20-04A R20-04B R20-04C R20-04D
111	162	38	6.1	432	7200	G $\frac{3}{4}$	0.2 ... 1.8 0.2 ... 4.0 0.3 ... 9.0 0.5 ... 17	R20-06A R20-06B R20-06C R20-06D
111	162	38	6.3	450	7500	G1	0.2 ... 1.8 0.2 ... 4.0 0.3 ... 9.0 0.5 ... 17	R20-08A R20-08B R20-08C R20-08D

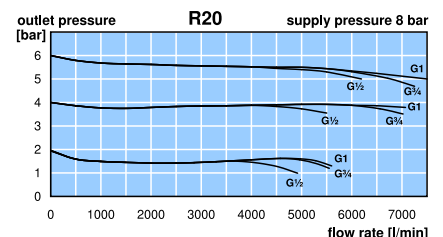
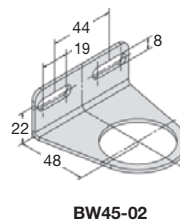
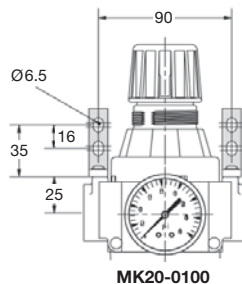
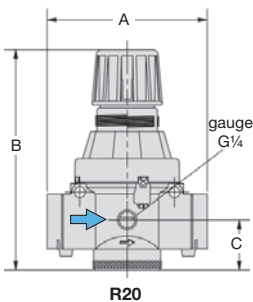


Special options, add the appropriate letter

T-handle	including locknut	R21-0..
NPT	connection thread	R2.-0..N
non-relieving	without relieving function	R2.-0..K

Accessories

pressure gauge	Ø 63 mm, 0...*2 bar, G $\frac{1}{4}$ up to 16 bar	MA6302-...*2
mounting bracket	Ø 63 mm, 0...25 bar, G $\frac{1}{4}$ up to 25 bar	MA6302-...25
mounting nut	assembly at spring cage	BW45-02
set of brackets	made of plastic	M45x1,5K
	made of aluminium	M45x1,5A
	made of steel	MK20-0100



*1 at 8 bar supply pressure, 6 bar outlet pressure and 1 bar pressure drop
*2 02 = 0...2.5 bar, 04 = 0...4 bar, 10 = 0...10 bar, 25 = 0...25 bar

Gauges: see chapter for measuring devices

PDF CAD
www.aircom.net

Order example:
R20-02A